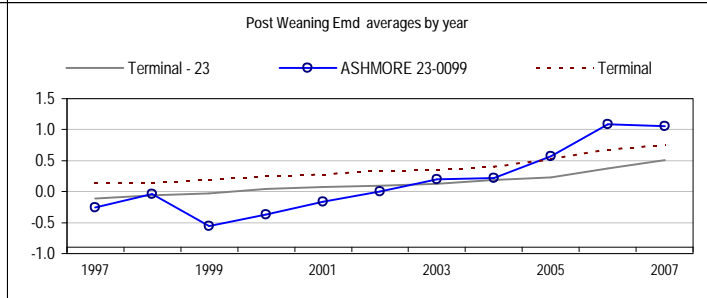
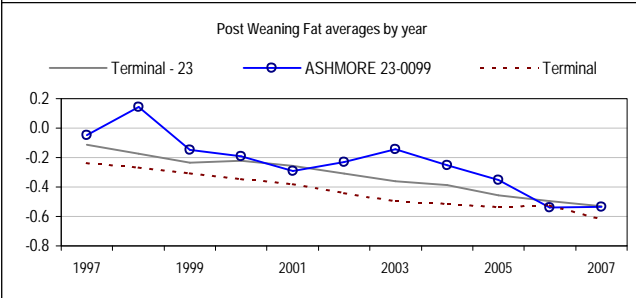
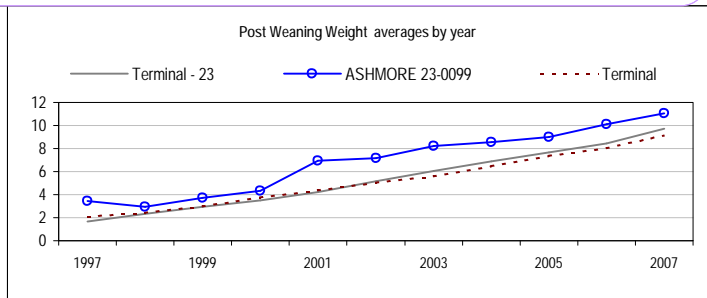
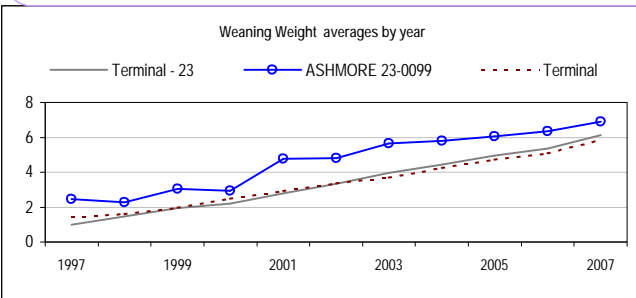
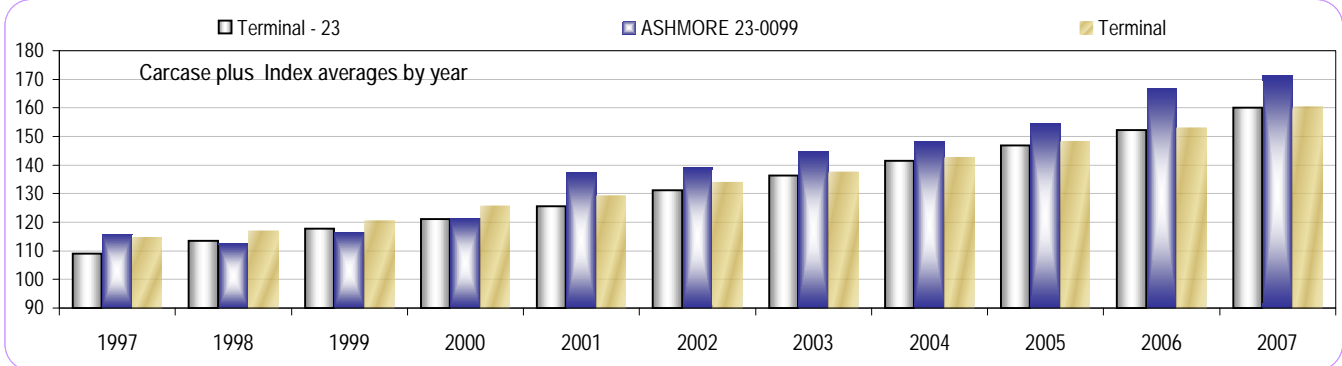
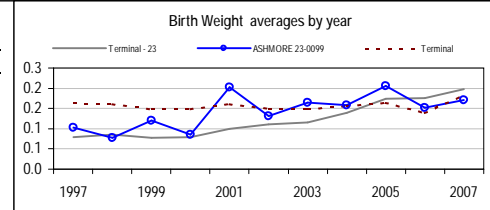


Analysis : **Terminal - 23**

Dated : 15/03/08



Terminal - 23								
	Bwt	Wwt	Pwwt	Pfat	Pemd	Ywt	Carcase +	Counts
1998	0.09	1.45	2.34	-0.17	-0.06	2.80	113.6	22757
1999	0.08	1.96	2.97	-0.23	-0.03	3.49	117.9	25075
2000	0.08	2.22	3.53	-0.22	0.04	4.08	121.1	26872
2001	0.10	2.79	4.25	-0.26	0.08	4.93	125.5	30364
2002	0.11	3.34	5.18	-0.31	0.10	5.93	131.1	30164
2003	0.12	3.95	6.05	-0.36	0.13	6.94	136.4	29808
2004	0.14	4.43	6.90	-0.39	0.18	7.72	141.4	34763
2005	0.17	4.95	7.68	-0.46	0.23	8.49	146.8	35114
2006	0.18	5.38	8.45	-0.50	0.37	9.30	152.1	37986
2007	0.20	6.14	9.71	-0.53	0.50	10.50	160.1	24649



ASHMORE 23-0099								
	Bwt	Wwt	Pwwt	Pfat	Pemd	Ywt	Carcase +	Counts
1998	0.08	2.27	2.93	0.14	-0.04	4.02	112.6	142
1999	0.12	3.06	3.73	-0.15	-0.56	4.72	116.5	156
2000	0.09	2.92	4.31	-0.19	-0.37	5.34	121.4	187
2001	0.20	4.76	6.94	-0.29	-0.17	7.95	137.7	239
2002	0.13	4.80	7.14	-0.23	0.01	8.13	139.3	240
2003	0.17	5.64	8.20	-0.14	0.20	9.40	145.0	250
2004	0.16	5.80	8.55	-0.25	0.22	9.79	148.3	317
2005	0.21	6.04	8.98	-0.35	0.57	9.68	154.6	277
2006	0.15	6.36	10.13	-0.54	1.09	11.17	167.0	326
2007	0.17	6.92	11.04	-0.53	1.05	12.39	171.2	384

204TF7P  
LAMBPLAN reports are prepared using data supplied by breeders and/or accredited operators. LAMBPLAN cannot guarantee the accuracy of this data. LAMBPLAN ASBV's are designed to estimate genetic merit of animals from the data supplied. The reports are provided to assist breeders but no liability is accepted for the outcome resulting from the use of this information.

Linkage Summary	
ASHMORE 23-0099	
	linked
Wts	Yes
Carcase	Yes
FEC	No
Reproduction	Yes



Phone 02 6773 2948  
[www.lambplan.com](http://www.lambplan.com)